

## KLONDIKE CORTEN TOP

### Technical and Environmental Data Sheet

**NAME:**

**KLONDIKE CORTEN TOP**

**TYPE:**

A coating for exteriors and interiors characterized by the Corten effect, which precisely reproduces the well-known original rust effect with its distinct metal oxidations

**USE:**

water-based interior and exterior decorations

**CHARACTERISTICS:**

**specific weight:** 1.250 ± 30 gr/LT at 20°C (ISO 2811-1)  
**viscosity:** 23000 ± 1000 at 25°C cps (EN ISO 2555)  
**yeld:** 2 - 3 m<sup>2</sup>/LT one coating on a smooth surface  
1,5 - 2 m<sup>2</sup>/LT two coatings on a smooth surface (it may vary according to the roughness, surface absorption and application methods)

**aesthetic effect:** oxidised steel

**colours:** colours from the catalogue

**packaging:** LT. 1 - LT. 2,5- LT. 5

**DRYING::**

**on the surface:** 1 hour at 20°C

**overpainting:** 3-4 hours at 20°C

**in depth:** 24 hours at 20°C

**CHARACTERISTICS AND RESISTANCE:**








Klondike Corten Top, is even more breathable and washable than Klondike Corten Mid. Its chemical composition features the lotus effect. This characteristic has a double cleaning effect: the raindrops slide off the painted surface taking away most of the dust and it avoids the settling of mixed polluting elements on the surface

Once the product hardens completely, a breathable film forms having excellent resistance to abrasion. Once dry, KLONDIKE CORTEN TOP can withstand both high temperatures and low temperatures, to thermal shocks and storm cycles.




Klondike Corten Top also has the property of efficiently associating the characteristics of water repellency and transpiration according to the "dry wall" theory or Kunzle's theory, an important requirement for the success and durability of an outdoor product, that is the characteristic of protecting the outside wall from water but at the same time allowing any humidity inside the masonry to come out.

PERFORMANCE	RULE	VALUE	LABEL
ADHESION / PULL OFF TEST ON CONCRETE	UNI EN 1542	1,80 N/mm <sup>2</sup>	UNI EN 1542 ↓ ADHESION
ADHESION / PULL OFF TEST AFTER FROST - THAW	UNI EN 13687 UNI EN 1542	1,78 N/mm <sup>2</sup>	UNI EN 1542 ↓ ADHESION

## SC 00260

PERFORMANCE	RULE	VALUE	LABEL
WATER PERMEABILITY	UNI EN 1062-3	$W < 0,09 \text{ Kg/m}^2\text{h}^{1/2}$ Class III (low)	UNI EN 1062-3  <b>WATERPROOF</b>
WATER VAPOR TRANSPARATION	UNI EN ISO 7783	$V_2$ (medium)	UNI EN ISO 7783  <b>BREATHABLE</b>
PERMEABILITY TO CARBON DIOXIDE CO <sub>2</sub>	UNI EN 1062-6	$S_d = 3358 \text{m}$ VERY LOW >50m	UNI EN 1062-6  <b>IMPERMEABILITY</b>
THERMAL COMPATIBILITY 10 THERMAL CYCLES	UNI EN 13687-2	No defects after the tests	UNI EN 13687-1  <b>THERMAL SHOCK</b>
THERMAL COMPATIBILITY 50 FREEZE / THAW CYCLES	UNI EN 13687-1	No defects after the tests	
RESISTANCE TO ALGAE GROWTH	UNI EN 15458	0 NO GROWTH	UNI EN 15458  <b>ANTIALGAE</b>
RESISTANCE TO FUNGI GROWTH	UNI EN 15457	0 NO GROWTH	UNI EN 15457  <b>ANTIFUNGI</b>
CE MARKING	UNI EN 1504-2	COMPLIANCE OF PERFORMANCE	 UNI EN 1052-4

## ENVIROMENTAL PERFORMANCES

PERFORMANCES	STANDARD	VALUE	LABEL
ABSENCE OF DANGEROUS SUBSTANCES	-	FREE	
FORMALDEHYDE ISSUE RATE, X	JIS A 1902-3	$X < 0.005 \text{ mg/m}^2\text{h}$ F*****	
VOC ON PRODUCT TO USE	Directive 2004-42-CE	max 10 g/L (Ue Limit 200 g/L) A/I Cat.	

## PREPARATION OF THE SURFACE:

**Smooth surfaces:** Strip away old peeling paint or crumbling paint and wash with adequate soap. Next, apply filler where necessary to obtain a uniform surface. Once the surface dries, sand it and apply a suitable fixative, especially on lime-washed surfaces or on lime-based plasters.

Next, apply PRIMER 1200 with a woollen roller or brush or sprayer with criss-cross strokes for improved coverage. After 6 hours at 20°C, apply KLONDIKE CORTEN TOP.

**Rough or unfinished surfaces:** Strip away old peeling paint or crumbling paint and wash with adequate soap. Apply a suitable fixative, especially on lime-washed surfaces or on lime-based plasters. Next, apply a coat of KLONDIKE RASANTE R7 using the PV 43 stainless steel trowel so as to smooth the surface as far as possible. KLONDIKE RASANTE R7 also acts as a primer, therefore, after 12 hours at 20°C, apply KLONDIKE CORTEN TOP without applying PRIMER 1200.

## PREPARATION OF THE PRODUCT: APPLICATION:

**dilution:** ready to use

**system** brush-trowel

**number of coatings:** 1-2

## APPLICATION CYCLE:

**1) Trowelled effect:** Apply one coat of KLONDIKE CORTEN TOP to fully cover the surface using the PV 43 stainless steel trowel, applying strokes in all directions to leave a layer of paint roughly 1 mm thick.

**Coverage:** One litre for roughly 2 - 3 m<sup>2</sup>, one coat on smooth surfaces.

**2) Dripping effect:** Apply one coat of KLONDIKE CORTEN TOP with the narrow side of brush PV 09 or block brush Item 128 from top to bottom and vice-versa, leaving jagged streaks 1 mm - 2 cm wide and 1 - 2 mm thick, and as long as possible, along the entire surface being decorated.

After 15 - 20 minutes at 20°C, apply a second coat using the stainless steel PV 43 trowel and spread the paint vertically from top to bottom and vice-versa, leaving a layer of paint roughly 1 mm thick. Lastly, smooth the surface vertically while taking care not to remove KLONDIKE CORTEN TOP.

It is important to apply the product wet-on-wet to avoid letting it dry, especially along the joints.

**Coverage:** One litre for roughly 1.5 - 2 m<sup>2</sup>, two coats on smooth surfaces

**Application temperature:** above +10°C and below +25°C. Do not apply under direct sunlight or in windy conditions. Avoid applying on humid days or on ice-cold surfaces.

**Storage:** in a tightly closed container, even after use, at temperatures above +5°C and below +30°C.

**Stability:** roughly 1 year in tightly closed containers that are never opened

## NOTES:

Mix very well before use. Wash the tools soon after use with water and soap.

Technical Sheet n° SC 00260 issued by the Responsible Quality Control:

Edition n° 5 January 2022