

ROCOCO' GRASSELLO DI CALCE

Technical and Environmental Data Sheet

NAME:

ROCOCO' GRASSELLO DI CALCE

TYPE:

mineral mural coating

USE:

a finishing coating with high degree of transpiration for interior, also those of historical and artistic importance

TECHNICAL DATA:

specific weight: 1.518 ± 30 gr/lit at 25°C

viscosity: = = =

yield: 2-3 m²/LT. 2 coatings on smooth surface (it may vary depending on roughness, porosity, absorption surface and application method)

aspect: glossy

colours: see Rococo' catalogue

packaging: LT.1-LT.4-LT.12

DRYING TIME:

on the surface: 3-4 hours at 20 °C

over painting: 24 hours at 20 °C





below the surface: 28 days at 20 °C

CHARACTERISTICS AND

RESISTANCE:

Once the product has hardened completely, a breathable film develops, offering good resistance to knocks and normal abrasion

ENVIROMENTAL PERFORMANCES:

PERFORMANCES	STANDARD RULE	VALUE	BRAND
EMISSION OF INDOOR POLLUTING SUBSTANCES	ISO 16000	TVOC < 1 mg/m ³ A+Classe	
ABSENCE OF DANGEROUS SUBSTANCES	-	FREE	
FORMALDEHYDE ISSUE RATE, X	JIS A 1902-3	X < 0.005 mg/m ² h F****	
VOC On product to use	Directive 2004-42-CE	max 5,7 g/L (Ue Limit 200 g/L) A/I Cat.	

PREPARATION OF THE SURFACE:

New Surfaces: use a suitable filler to repair the surface where necessary. When dry, sand the surface and apply a coat of PRIMER 1200 diluted to 15 - 20% with water. After approximately 4 hours at 20°C, proceed with the application of ROCOCO' GRASSELLO DI CALCE.

Old Surfaces: remove old badly-adhering or peeling paint and wash using a suitable soap product. Next, apply a coat of PRIMER 1200 diluted 50% with water to act as a fixative. After approximately 4 hours at 20°C, apply a second coat of PRIMER 1200 diluted 20 - 30% with water. However, if the surfaces are clean and not peeling, apply a single coat of PRIMER 1200 diluted 20 - 30% with water.

SC 00021

PREPARATION OF THE PRODUCT:

APPLICATION:

APPLICATION CYCLE

After 4 hours at 20°C, proceed with the application ROCOCO' GRASSELLO DI CALCE.

thinning: ready for use

system stainless steel trowel

coats: 2

Apply ROCOCO' GRASSELLO DI CALCE with a PV 43, PV 44 or PV 45 stainless steel trowel, leaving a layer roughly 1 mm thick on the surface and creating a smooth, compact surface. After about 6 hours at 20°C, sand well before applying ROCOCO' GRASSELLO DI CALCE with irregular strokes 6 - 10 cm long and spaced 4 - 6 cm apart, over the entire surface to be covered. After roughly 1 hour at 20°C, start again from the beginning of the surface decorated with the first coat, applying strokes as described above, but covering the surface so that each stroke partly overlaps those applied previously. The end result is the Semi-transparent Antique effect

PROTECTION AND POLISHING: Rococo 'Grassello di Calce becomes semi-washable after 15 days from application. To give greater washability, apply one or two coats of Cera Lucidante 370 (solvent-based) or Cera Lucidante 420 to water. When the wax is dry, after about 3 - 4 hours at 20 ° C, the support still remains opaque. To make it glossy, pass a Wool Cloth with rotary movements and exerting pressure on the support, until obtaining the desired lucidity

N.B.: before proceeding with the application, please watch the video tutorial carefully.

Application temperature: between +10°C and +30°C.

Storage: make sure that the tin is tightly closed, even after use, and store at a temperature between +10°C and +30°C.

Stability: approximately 2 years in properly sealed containers that are never opened

NOTE:

Mix well before use ,Wash the tools with water, immediately after using,with water and soap.

Technical Sheet n° SC 00021 issued by the Control Quality Dpt.:

Edition n° 6

June 2019